

Insulated Roofing



AUSTRALIAN MADE FOR AN AUSTRALIAN LIFESTYLE

Delta Panels Pty Ltd

ABN: 11 147 861 292

P: +61 07 3271 2170

E: info@deltapanel.com

W: www.deltapanel.com

731 Boundary Road, Richlands, Qld 4077
+61 7 3271 2170

Sydney Depot:
11 The Old Northern Road, Narellan, NSW 2567
+61 02 4611 7712

Version Date: 2025-08-15



SCI QUAL
INTERNATIONAL



SCI QUAL
INTERNATIONAL



SCI QUAL
INTERNATIONAL



DeltaPanels™ PROUDLY OFFERS THE FOLLOWING WARRANTIES <

STRUCTURAL INTEGRITY - 20 YEARS
PAINT FINISH - 10 YEARS
DELTAMAX PAINT FINISH - 30 YEARS

CONDITIONS APPLY. PLEASE REFER TO THE FULL WARRANTY PROVISIONS AS LISTED ON OUR WEB PAGE.

About Us

Delta Panels is an Australian family owned business that specialises in the manufacture of Insulated and non-insulated roofing systems.

We operate a fully integrated inhouse supply chain that ensures all of our products are manufactured under our close control. Our commitment to ongoing research and development has culminated in the awarding of two innovation patents.

Delta's certified Quality Assurance Systems are strictly maintained to ensure that all of our products meet the strict standards that our customers expect.

Insulated Roofing Features

- A cost effective durable low maintenance roofing solution
- Available in an extensive range of contemporary colours to compliment any existing building
- Minimises noise from rain and storms
- Weatherproof water tight joining system
- The use of the patented DeltaSkylights™ allows in natural light during the day and can be switched on to light up the space at night time.
- The DeltaLowProfile™ downlights are available in 120mm in Warm White & Cool White . But only Cool White in 170mm
- Industry leading Warranty covering all panels and accessories
- Fully tested and certified to meet all relevant building and engineering standards.



* Download technical data information from the Delta Panels™ website

Warranty



Delta Panels through our certified Quality Management Systems is fully committed to providing our customers with high quality products. The Delta Panel™ range of insulated roofing and all associated accessories are covered with extensive warranty protections encompassing the paint finish and the structural integrity.

Please refer to the full Warranty terms and condition as listed on our web page.



Certifications

Delta Panels™ Insulated roofing products have been tested and certified by the following authorities



SCI QUAL INTERNATIONAL

SCI QUAL INTERNATIONAL

SCI QUAL INTERNATIONAL



THE DELTA PANELS STORY



NATA Accreditation No. 22168
Site No. 25464



ISO 14001 Certified



ISO 45001 Certified
Dual Core Patent
Application Number
2021104435



First CodeMark Certificate
of Conformity obtained



ISO 9001 Certified
Delta Insulation Systems Incorporated



Introduced patented LED skylights
Patent Number 2016902870



Delta Panels Incorporated

2023

2021

2019

2017

2012

2010

2024

Factory Mutual Accreditation
of TPC panels, Class 4880,
4881, 4882 & 4471



2022

Thermosetting Phenolic Composite
(TPC) production commenced -
Patent Application 2022903579



2020

Established factory at
731 Boundary Rd



2018

Commenced production of
Mineral Wool panels
Factory Mutual accredited



2015

Dedicated Roof Panel Line installed



2011

Commenced Insulated Roof
& Wall Panel production



THE SUPERIOR QUALITIES OF DELTA PANELS INSULATED ROOFING



STRENGTH & ENDURANCE

Delta Panels™ panels have been extensively tested and are certified with industry leading spanning capacity.



THERMAL EFFICIENCY

The only company offering four (4) different core options, our panels can be provided to meet any cooling / heating requirement.



CYCLONE RATED

Independently engineer certified for cyclonic wind zones.



NATA ACCREDITED

Delta Panels™ operates a NATA accredited testing laboratory to ensure we meet strict product standards.



BUSHFIRE ATTACK LEVELS

Delta Panels™ panels have undergone full independent BAL testing by the CSIRO. Full report details are available on our web page.



FIRE RATED

Our panels and core materials have been tested to achieve Factory Mutual Certifications, Non-Combustible and Group 1 classifications as outlined in the NCC 2022.



LOW MAINTENANCE

The pre-painted steel exterior skins allow for a low maintenance structure



THE DELTA COASTAL RANGE

The Delta Coastal Range comprises a full suite of aluminium extrusions including Posts and Beams, when paired with panels and flashings utilising the DeltaMax™ paint finish produces a patio kit ideally suitable for corrosive Coastal and Marine environments.



WARRANTY

Delta Panels™ offers as a standard peace of mind warranty 20 years. With 25 years available on a site specific basis.



COLOUR RANGE

Delta Panels™ offers the widest selection paint colours, textures and facer finishes in the market. Non-standard colours are available on a project basis.



CODEMARK

For easier building application approvals Delta Panels™ have obtained four (4) separate Codemark certifications covering our range of roofing products.



IMS

Delta Panels™ hold ISO 9001 (Quality), ISO 14001 (Environment) and ISO 45001 (Health and Safety) certification.



ENVIRONMENTAL

Delta Panels™ have a strong commitment to reducing waste going to landfill. All of our steel and insulation off cuts are recycled back into useable products.



FACTORY MUTUAL APPROVED

Delta Panels™ have been accredited by Factory Mutual the worldwide accreditation body as an approved manufacturing site.

INSULATED ROOFING

DESIGN OPTIONS

FLYOVER

The Flyover styled roof has become a very common cost effective addition used in creating a comfortable well-lit space for outdoor living. Delta Panels manufactures the full range of associated accessories to ensure all aspects of this design satisfies the customer's high expectations.



SKILLION

A cost-effective option to accommodate a car, boat or caravan. Easy to construct with a clean smart finish.

GABLE END

A free-spanning space that can be designed to matched the pitch to an existing adjoining structure. The addition of skylights can add to the comfort of the outdoor entertaining area.



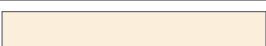









HOUSING

Delta Panels manufacture a range of insulated walls that compliment our insulated roofing range that are perfect for domestic house construction. All panels are fully tested and engineer certified to meet the requirements of the National Construction Code.

COLOUR CHART

BLUESCOPE® / BLUESCOPE™

COLOUR		PRODUCT						
		DeltaTrim™ Top	DeltaTrim™ Bottom	DeltaOrb™ Top	DeltaOrb™ Bottom	DeltaCorroCorro™ Top/Bottom	DeltaCool™ 0.40mm	DeltaCool™ 0.60mm
	Thredbo White®							●✓
	Surfmist®	●+✓	●✓	●+✓	●✓	●+✓	●✓	●✓
	Classic Cream™	●+✓		●+✓		●+✓		●✓
	Shale Grey™							●✓
	Paperbark®	●+✓		●+✓		●+✓		●✓
	Basalt®	●✓		●✓		●✓		●✓
	Pale Eucalypt®							●✓
	Woodland Grey®	●✓		●✓		●✓		●✓
	Monument®	●✓		●✓		●✓		●✓
	Night Sky®							●✓

® Colour names are registered trademarks of Bluescope Steel Limited.






™ Colour names are trademarks of Bluescope Steel Limited.

+ Roof Colours fully covered by our Warranty. For full details refer to the Terms & Conditions as outlined in the Warranty - Roof Products document.

✓ Range of COLORBOND® steel colours held in stock.

UNICOTE® / LUX

Delta Panels™ offers a selection of modern patterned and textured steel finishes in our DeltaLux™ range of Wall and Roof panels.

COLOUR		DeltaTrim™ Bottom	DeltaOrb™ Bottom	DeltaCool™ 0.60mm
	Metal Stone / LUX			●
	Spectrum / LUX			●
	Weathered Iron / LUX			●
	Zinc Graphite / LUX			●
	Ash Wood / LUX	●	●	
	Maple / LUX	●	●	

COLOUR CHART

UNICOTE®

COLOUR		PRODUCT										
		DeltaTrim™ Top	DeltaTrim™ Bottom	DeltaOrb™ Top	DeltaOrb™ Bottom	DeltaCorroCorro™ Top/Bottom	DeltaMax™ Top	DeltaMax™ Bottom	DeltaCool™ 0.40mm	DeltaCool™ 0.60mm	DeltaSingle™	DeltaBeam™
	Hamptons White	●+	●	●+	●	●+						
	Off White	●+	●	●+	●	●+	●+	●	●	●	●*	●
	Smooth Cream	●+	●	●+	●	●+					●*	
	Gull Grey	●+		●+		●+						
	Merino	●+		●+		●+						
	Basal	●		●		●						
	Birch	●+		●+		●+	●+					
	Mist Green	●+		●+		●+						
	Armour Grey	●+		●+		●+						
	Jasmin Brown	●		●		●						
	Slate Grey	●		●		●						
	Iron Grey	●		●		●						
	Heritage Red	●		●		●						
	Caufield Green	●		●		●						
	Monolith	●		●		●					●**	
	Mountain Blue	●		●		●						
	Zinc	●+		●+		●+						
	Wallaroo	●		●		●						
	Ebony											●
	Other	● Project Volume Only		● Project Volume Only		● Project Volume Only	● Project Volume Only	● Project Volume Only		● Project Volume Only		● Powder-Coat to Order

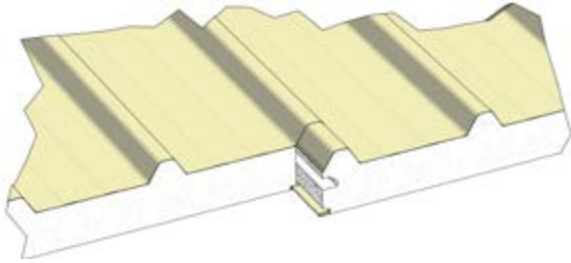
* DeltaSingle™ colours are 80% gloss level on the ceiling, standard gloss level on the roof.

** Underneath colour is Off White at 80% gloss level.

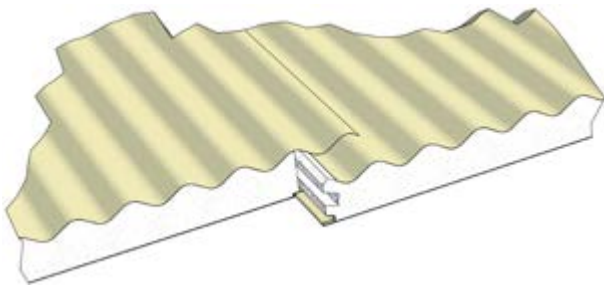
+ Roof Colours fully covered by our Warranty. For full details refer to the Terms & Conditions as outlined in the Warranty - Roof Products document.

THE VERSATILE OPTIONS OF DELTA PANELS INSULATED ROOFING

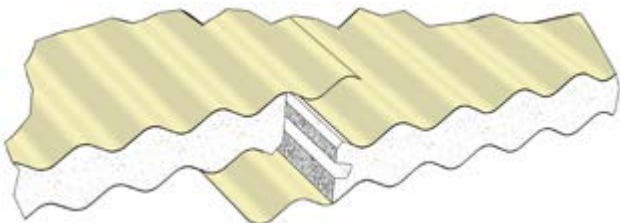
DeltaTrim™



DeltaOrb™



DeltaCorroCorro™



EPS - Expanded Polystyrene - FR Retardant Grade

EPS-FR has a added fire retardant additive that allows the core to shrink away from any flame source. EPS-FR core allows for strong, light weight panels that are very cost effective in a variety of commercial and residential building applications.

MW - Mineral Wool

Mineral wool is the only available core material that is non-combustible. Delta Panels MW panels meets all performance requirements in accordance with section C1.9 Non-combustible building elements of the National Construction Code 2019. Furthermore they have undergone AS 1530-1999 Early Fire Hazard Properties. In addition the Mineral Wool panels have undergone Flameguard FRL system testing.

TPC - Thermosetting Phenolic Composite

The range of Delta Panels TPC core panels has been extensively independently tested. The panels have been certified as meeting the requirements of Group 1 classification in accordance with AS 5367.1.2015. Furthermore they have undergone AS 1530-1999 Early Fire Hazard Properties. The TPC core panels combine long spanning with excellent thermal performance.

Patent Application 2022903579

DC - Dual Core

The unique positioning combination of Expanded Polystyrene Fire Retardant Grade (EPS-FR) and Mineral Wool (MW) to make the DualCore core allows the finished panel to retain the structural and aesthetic benefits of insulated panels, while still conforming to non-combustibility requirements outlined in Part 3 of the NCC 2019 - Volume Two.

Innovation Patent No. 2021104435

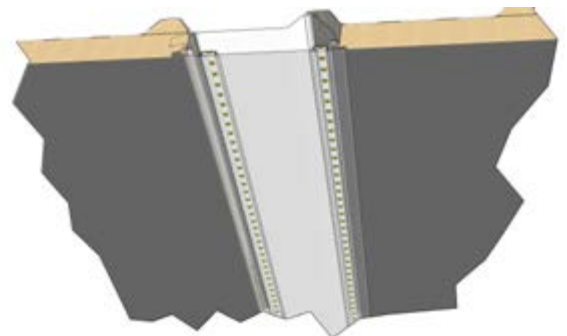
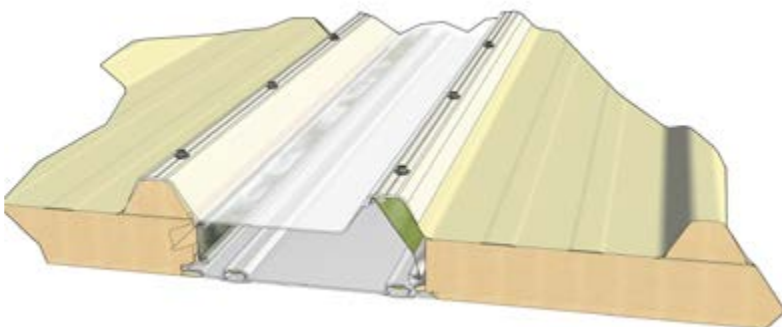
VERSATILE DESIGN FEATURE



UNIQUE COMBINATION OF LED LIGHTING & SKYLIGHT

The Skylight and LED lighting patented combination skylight system allows for natural light during the day and controlled lighting in the evenings. DeltaSkylight™ systems are thermally efficient and their light weight offers ease of installation. Any concerns regarding overhead impact from being in an uncovered area is eliminated as the PVC material is durable and robust.

Combining the benefits of PVC skylighting with the patented integrated DeltaLum™ lighting system makes the DeltaSkylight™ range the logical choice to enhance the all-round functionality of any deck or patio setting.



Innovation Patent Application No. 2017298014

DELTABEAM™ SPECIFICATIONS / STEEL BEAM RANGE

Manufactured from high tensile steel, DeltaBeam™ is engineered and tested to comply with Australian Standard 1397/G550. Major components are made from strong high tensile steel, while the fixings and brackets are galvanised for a long, useable life.

DELTABEAM™ SPECIFICATIONS

	100	150	200	250	300
Base Metal Thickness	1.0mm	1.2mm	1.2mm	1.6mm	1.6mm
Yield Strength	550MPa	550MPa	550MPa	550MPa	550MPa
Mass	4.1kg/m	5.7kg/m	7.8kg/m	10.4kg/m	11.7kg/m

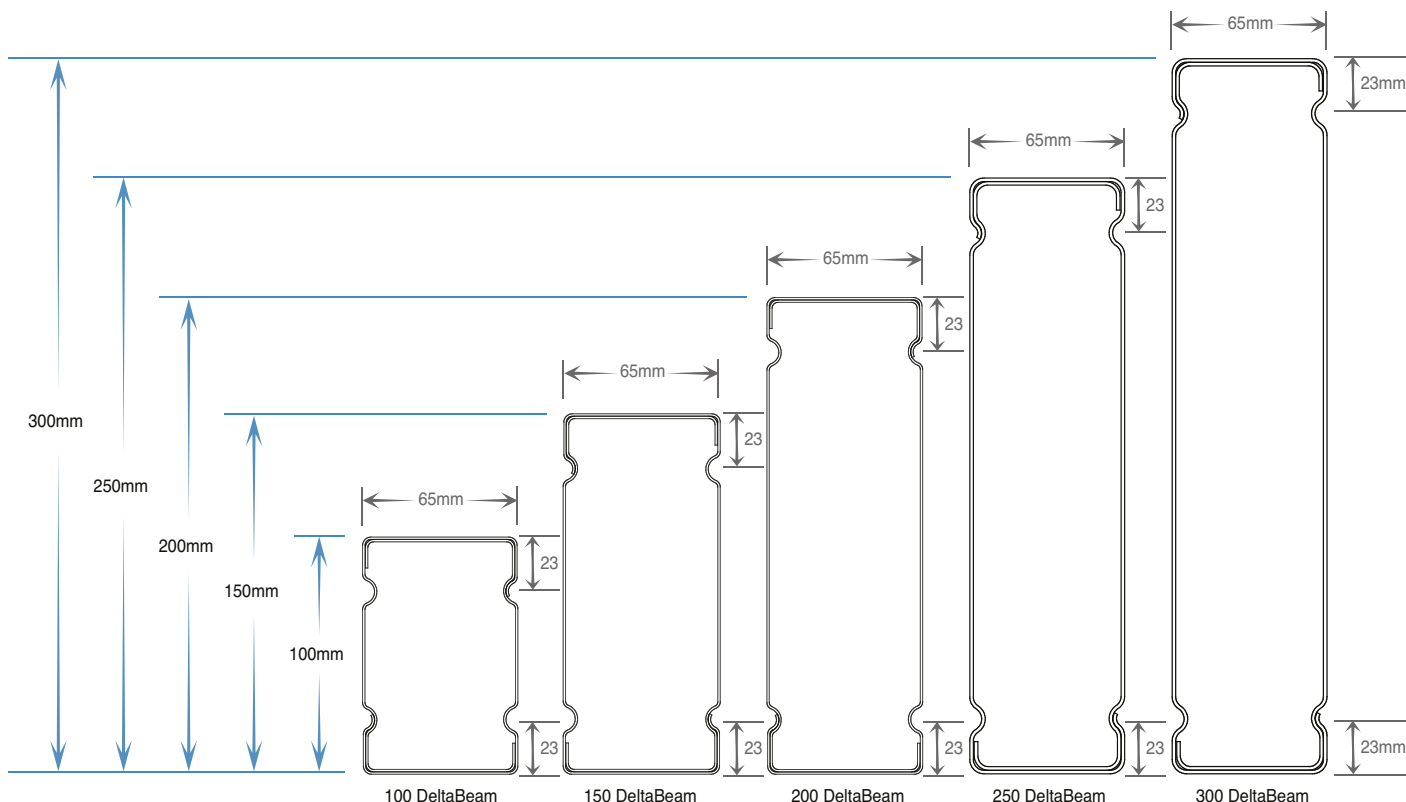
* Refer to Delta Span Tables for design and spanning details.

COLOUR AVAILABILITY

	100	150	200	250	300
Off White/Surfmist®	•	•	•	•	•
Night Sky/Ebony™	•	•	•	•	•

DeltaBeam™ is manufactured in 80% gloss colours
 ® Colour names are registered trademarks of Bluescope Steel Limited
 ™ Colour names are registered trademarks of Bluescope Steel Limited

DELTABEAM™ DIMENSIONS / STEEL BEAM RANGE



DELTABEAM™ SPECIFICATIONS / ALUMINIUM BEAM RANGE

Manufactured from Aluminium Alloy 6063-T5 and designed with a 5mm Base and Top with a fluted Side Wall of 3mm to provide for maximum spanning capacity. They are extruded to give a precise finished profile and are specifically designed to be used in Coastal & Marine Environments to combat the corrosive nature of exposure to saltwater.

DELTABEAM™ SPECIFICATIONS

	150	200	250
Base Metal Thickness Side Walls	3mm	3mm	3mm
Base Metal Thickness Base & Top	5mm	5mm	5mm
Mass	4.2kg/lm	5.0kg/lm	5.8kg/lm

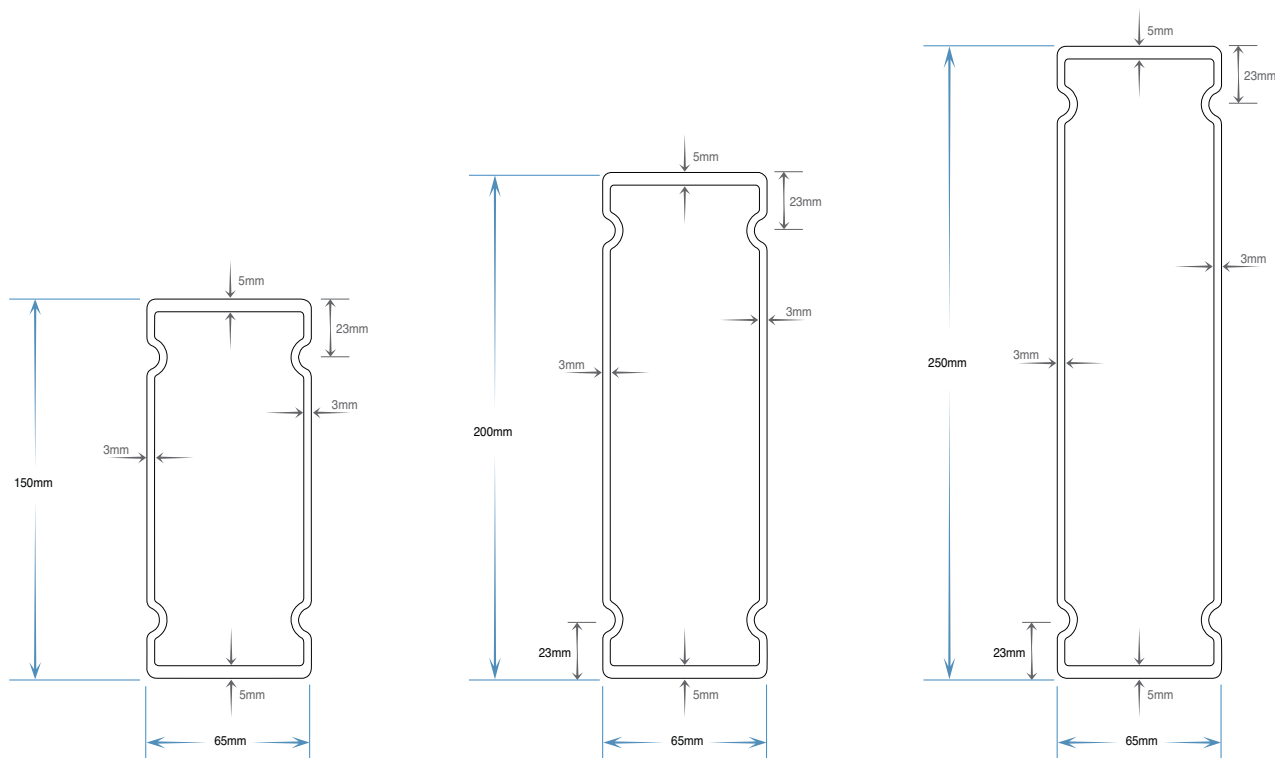
* Refer to Delta Span Tables for design and spanning details.

COLOUR AVAILABILITY

	150	200	250
Off White/Surfmist®	•	•	•
Night Sky/Ebony™	•	•	•

DeltaBeam™ is manufactured in 80% gloss colours
 ® Colour names are registered trademarks of Bluescope Steel Limited
 ™ Colour names are registered trademarks of Bluescope Steel Limited

DELTABEAM™ DIMENSIONS / ALUMINIUM BEAM RANGE



THE DELTA COASTAL RANGE



- DeltaLux's Woodgrain skin finish

The Delta Coastal Range consists of the following components:

- Delta's Insulated Roofing Panels utilising the DeltaMax™ superior paint finish
- All Flashings manufacturing utilising the DeltaMax™ superior paint finish
- Available in Powder Coated Range Aluminium
 - Extruded Beams
 - Die-cast End-Caps to suit the Beams
 - Engineered Post Kits with complimentary Foot Plates
 - Die-cast Foot Plate Covers
 - Extender Post Kits



Beam Information

